

RÉZABOITE CONCRETE SHUTTERING SLAB

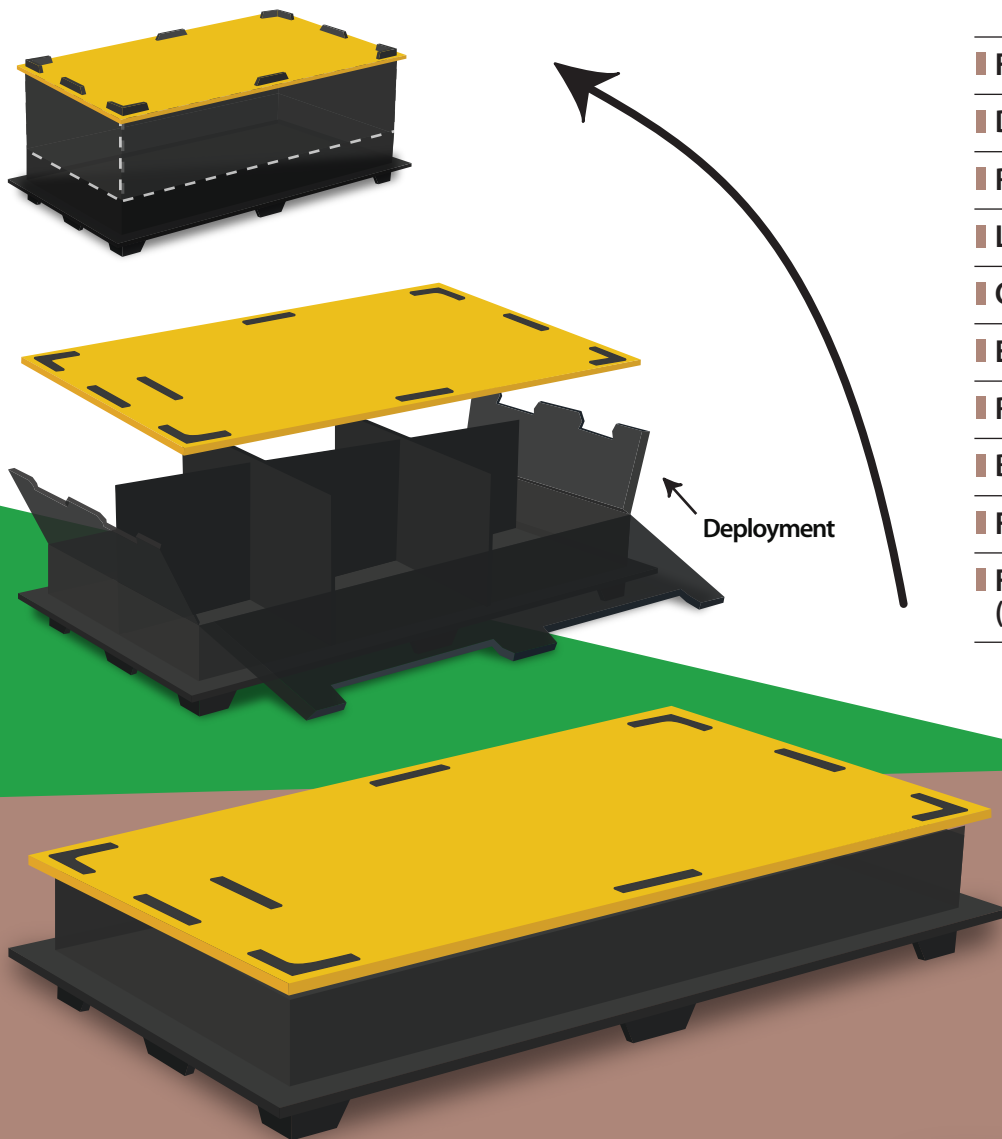
BOX-OUT MODULE

UNIQUE BOX-OUT SYSTEM MAKING IT POSSIBLE TO CREATE A BOX-OUT ON CONCRETE SHUTTERING SLAB AND TOPPING.




FEATURES & ADVANTAGES

- Flexible size configurations
- Delivered ready-to-fit
- Resists concrete pressure
- Lightweight, easy-to-handle
- Quick to install
- Easy to remove
- Resists foot traffic by construction workers
- Better construction site safety
- Firestop classification rating (EI 180)
- Fall-arrest system (on box-outs bigger than 50x50cm)



OPTIONS

- Pre-stressed ribbed foam
- Foam seal Reinforced concrete



QUESTIONS ?
04 73 78 57 41

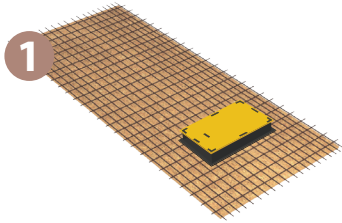
siib France

Groupe MABAMURE


RÉZABOITE CONCRETE SHUTTERING SLAB

BOX-OUT MODULE

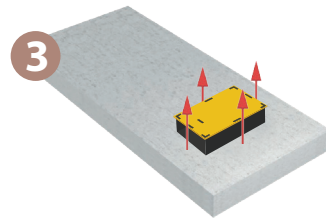
IMPLEMENTATION



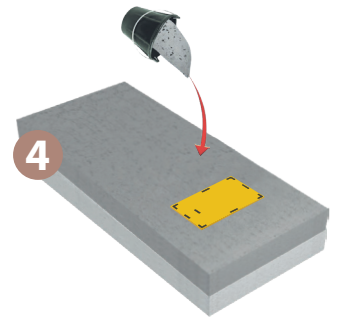
1 RÉZABOITE CONCRETE SHUTTERING SLAB installed in place by the prefabricator.




2 Shuttering slab cast in factory by the shutterer.




3 RÉZABOITE CONCRETE SHUTTERING SLAB delivered and deployed into place by the formworker.



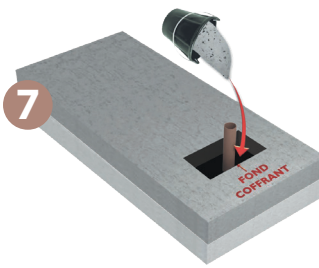
4 Pour the cement topping.



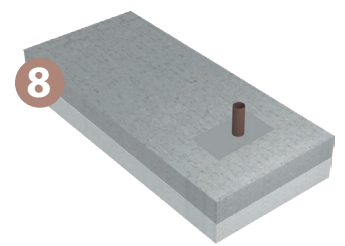
5 Remove the RÉZABOITE CONCRETE SHUTTERING SLAB top-cover and strengtheners.




6 The formwork base is side-anchored by the concrete to keep it held firmly in place.



7 Cut away the formwork base to the requisite duct diameter using a hole saw/jig saw. Run the service duct/pipe through the penetration.



8 Fill in directly—no further formwork needed.



ENVIRONMENTALLY CONSCIOUS

100%-recyclable polypropylene
Incinerates without giving off noxious fumes and burns without residue

